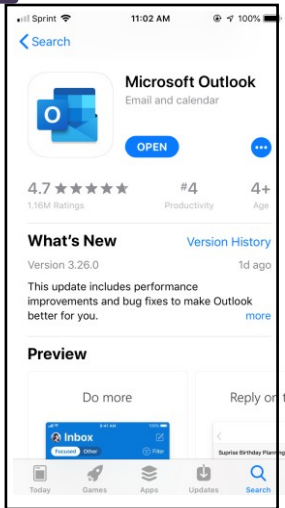




# SETUP OUTLOOK - IPHONE

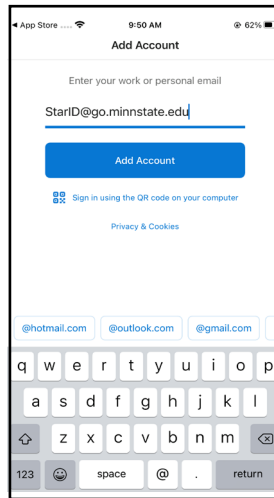


1



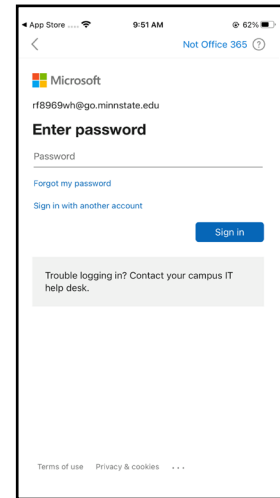
In the app store search for **Outlook**. Click **Get** to install and then **OPEN**.

2



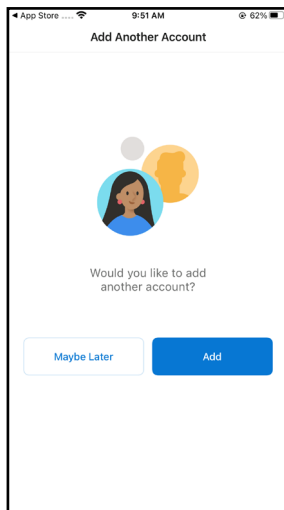
Enter you email - [StarID@go.minnstate.edu](mailto:StarID@go.minnstate.edu) and click on **Add Account**.

3



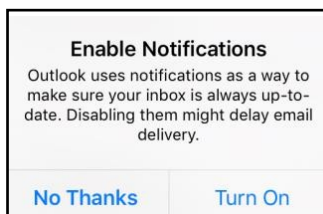
To sign in, enter you **StarID password**.

4



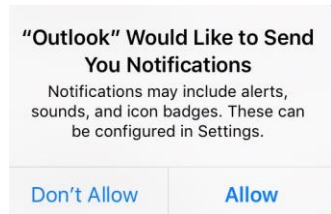
Click **Maybe Later**.

5



Click **Turn on** to receive notifications.

6



Click **Allow**.