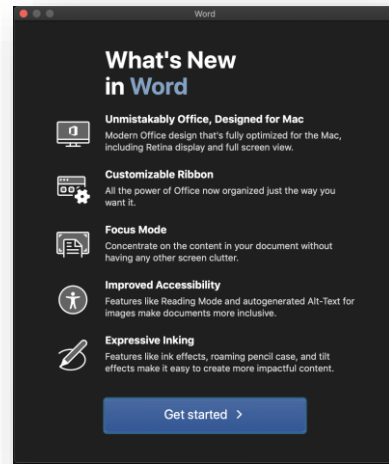




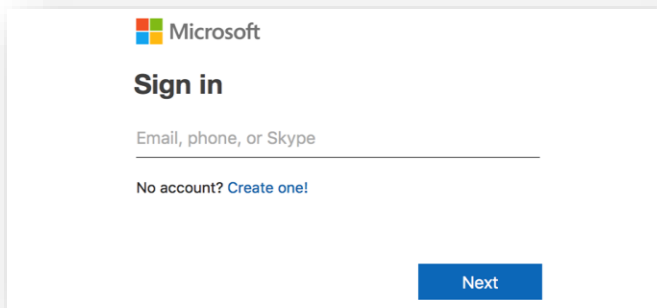
# ACTIVATING OFFICE 365 DESKTOP APPS (MAC)



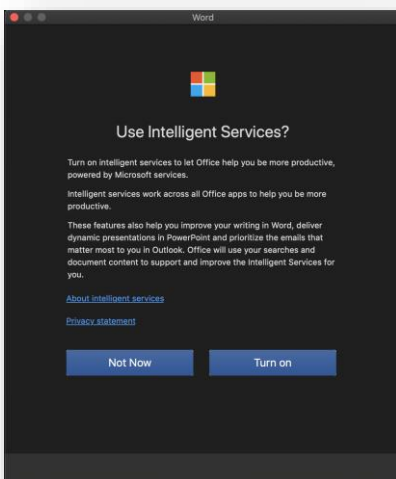
1. Open Microsoft Word from the Dock.



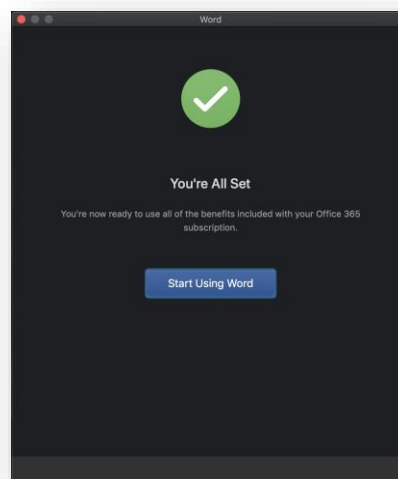
2. Click "Get started" to begin activation.



3. To sign in, enter your username.  
Username: **StarID@go.minnstate.edu**  
Click "Next". Enter your **password** and click "Sign in".



4. If this box appears, chose either one.



Done! Click "Start Using Word" to finish setup.