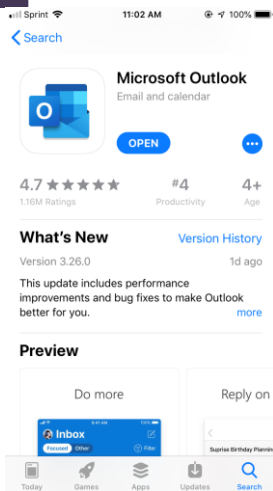




# SETTING UP OUTLOOK FOR IPHONE

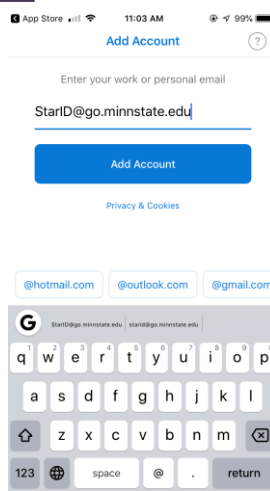


1



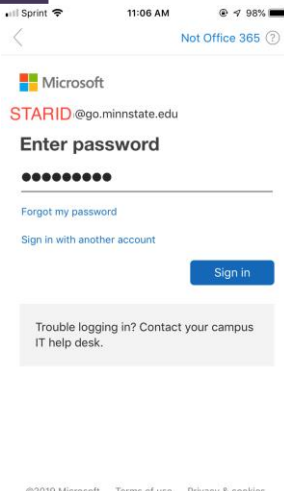
In the App Store, search for "Outlook". Tap "Get" to install and Tap "OPEN"

2



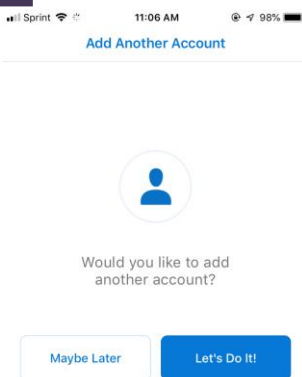
The email you will enter is [StarID@go.minnstate.edu](mailto:StarID@go.minnstate.edu)  
Tap "Add Account".

3



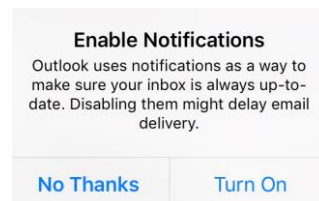
To sign in, enter your StarID password.

4



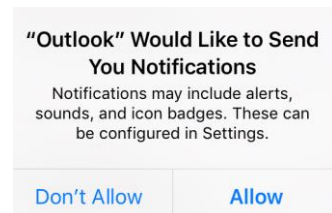
Tap "Maybe Later"

5



Tap "Turn on" to receive notifications.

6



Tap "Allow"