



EVERYTHING YOU NEED TO KNOW






eWARRIOR DIGITAL LIFE & LEARNING PROGRAM

TECHNOLOGY HELP DOCUMENTATION FOR STUDENTS, STAFF, AND FACULTY CAN BE FOUND ON OUR KNOWLEDGE BASE WIKI:
[HTTPS://LEARN.WINONA.EDU](https://learn.winona.edu)

WELCOME!

Welcome to Winona State University! During your mobile device setup session you personalized your mobile device, connected to the Warrior network, logged into Office 365, setup your Lynda account, created a Cash Course account, and signed the Student Technology Agreement. Information about our program is available to you on our Technology Knowledge Base Wiki (learn.winona.edu). It is recommended that you take the time to review this information.

WHERE TO GET HELP

 <p>Technical Support Center & Walk-In Support Somsen 207 AskTech@winona.edu http://www.winona.edu/technology/tech-support.asp</p>	<p>Fall & Spring Hours Monday-Thursday: 7:30am-6:00pm Friday: 7:30am-4:30pm Sunday: 2:00pm-5:00pm Winter & Spring Break Hours Monday-Friday: 7:30am-4:00pm Summer Hours Monday-Friday: 7:30am-4:00pm</p>
 <p>WSU Tech Support 507.457.5240</p>	<p>Mobile device & technology questions</p>
 <p>eWarrior Digital Learning Commons (DLC) Krueger Library 105 DLC@winona.edu https://www.winona.edu/technology/dlc.asp</p>	<p>Software/technology support, color printing & laminating, 1:1 training, classroom support. Fall & Spring Hours Monday-Thursday: 8:00am-10:00pm Friday: 8:00am-5:00pm Saturday: 10:00am-5:00pm Sunday: 1:00pm-10:00pm</p>

GETTING STARTED

IMPORTANT INFORMATION TO GET YOU STARTED:

Visit <https://learn.winona.edu> and search for:

- “Student Mobile Device Distribution Training” (see also: QR Code to the right)
- “WSU Student Survival Guides”
 - Student Technology Survival Guide (Mac)
 - Student Technology Survival Guide (PC)

Information regarding eWarrior Program

<https://www.winona.edu/technology/students.asp>

SafeWare Protection Plan

<https://www.winona.edu/technology/damage-protection.asp>



Visit: Student Mobile Device Distribution Training Wiki Page

-----Important-----

Changing your StarID Password
To change your STAR ID password go to: starid.minnstate.edu.

Remember to read through the WSU Student Technology Agreement so you understand your responsibilities.



Enter the eWarrior Aspen Capital eScholarship competition this fall for a chance to win a \$1,000 eWarrior scholarship. Events include 1) digital photography, 2) laptop cover skin design, 3) eFlick (video), and 4) jingle (audio). Go to <https://www.winona.edu/technology/escholarship.asp> for more information.



EVERYTHING YOU NEED TO KNOW



eWARRIOR DIGITAL LIFE & LEARNING PROGRAM

STUDENT TECHNOLOGY AGREEMENT

eWarrior Student Technology Agreement Reminders - The laptop you received was assigned to you as a student of Winona State. Should you leave Winona State for any reason, you must immediately return the laptop to the Technical Support Center in Winona (Somsen 207) or Rochester (GL118). You will be responsible for lost, stolen, and damaged laptops, as stated in this agreement, <https://www.winona.edu/technology/agreement.asp>

OFFICE 365

All Winona State students have Office 365 accounts. This includes 1) your email, 2) Office web, mobile, & desktop apps, and 3) 1 TB of storage space on OneDrive for Business. Login to Office 365 services with **[YourStarID]@go.minnstate.edu**. For more information go to http://learn.winona.edu/Microsoft_Office_365.

EMAIL --- Use your friendly email address, firstName.lastName@go.winona.edu as your actual email address. Use your StarID@go.minnstate.edu to log in to your Office365 WSU email account.

NOTE

You may elect to set up OneDrive desktop sync on your PC or Mac laptop. This creates a local folder on your computer to which your OneDrive for Business cloud files sync to the computer. Search for "Microsoft Office 365" on our Knowledge Base Wiki, learn.winona.edu, for details.

LYNDA.COM



lynda.com

lynda gives WSU users access to Lynda.com, a subscription library of over 8,000 online courses taught by industry experts covering a wide variety of software tools and skills. All students, faculty, and staff with working winona.edu or minnstate.edu addresses can create an account and access the entire course library. [Instructions to do this](#) are on our Knowledge Base Wiki. Search for "lynda".

WATCH FOR THE NEWSLETTER

Look for our eWarrior Newsletter in your WSU email this summer. We will be sending you the link in the next few weeks. You can subscribe to the eWarrior Newsletter, a WordPress blog, to receive updates about what is going on in IT and any new technology information we have for you. Some of our students author articles about the technology and apps that they find useful.

NOTE

For PC Users: The HP EliteBook x360 supports facial and fingerprint recognition via **Windows Hello!**

Mac Users: Learn how to setup your iCloud Keychain: https://learn.winona.edu/Icloud_Keychain

SOCIAL NETWORK

eWazoo



Follow **@e_wazoo** on Snapchat, Instagram, and Twitter! **eWazoo** social media channels provide the latest WSU technology news, app and software suggestions, contests, prizes, giveaways, and information on technology scholarships.



Winona State
Information
Technology
Services
[@WSU.ITS.FANS](https://www.facebook.com/WSU.ITS.FANS)



Join us on Facebook

- <https://www.facebook.com/WSU.ITS.FANS>

- <https://www.facebook.com/groups/WSUTechSupport>